



City of South Gate™


Water System Fact Sheet



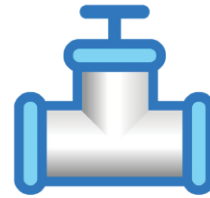
14,400
Meter Services



12
Groundwater Wells



14 MG
4- Storage Tanks








135
Miles of Pipeline

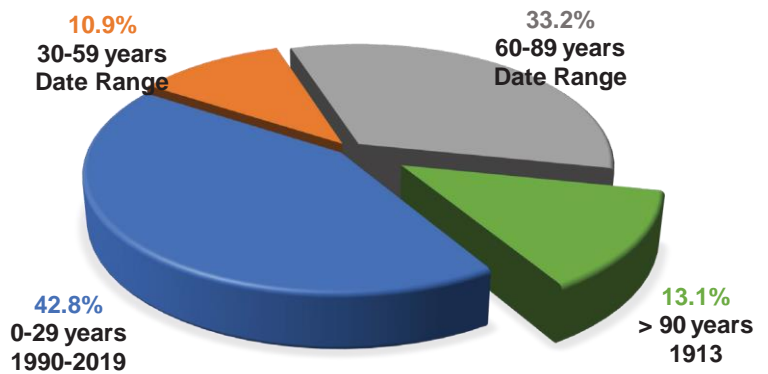


725 MG
Gallons Used Per Year

Water System Features/Issues

-  Sufficient Local Supply: Meets 125% of Demand
-  Meet Fire and Peak Flow
-  Reliable Water System
-  Old Cast Iron Mains > 90 years
-  Water Meters, over > 30 Years

Age of Pipeline Varies



CIP Project	Cost (\$ Millions)	Benefits
Water Pipelines	\$13	Addresses aging pipeline
Meter Replacement	\$9	Reduce waste; improve customer service
Disinfection/Reservoirs	\$6	Improve Water Quality/Sustainability
New Water Well	\$5	Guarantee Water Supply
TOTAL	\$33	