

RESOLUTION NO. 7790

**CITY OF SOUTH GATE
LOS ANGELES COUNTY, CALIFORNIA**

**A RESOLUTION OF THE CITY COUNCIL OF THE CITY OF SOUTH GATE
APPROVING PAY TABLES FOR
THE SOUTH GATE PROFESSIONAL AND MID-MANAGEMENT ASSOCIATION**

WHEREAS, on December 12, 2017, an Amended and Restated Tentative Agreement for a successor Memoranda of Understanding (“MOU”) was approved for the South Gate Professional and Mid-Management Association (“SGPMMA”); and

WHEREAS, Section 4.1 of the Rules and Regulations for the Administration of Civil Service Procedures (Resolution No. 6377) states that, “the Compensation Plan shall be set forth in an appropriate salary resolution adopted by the City Council;” and

WHEREAS, a Resolution is needed to formally adopt the previously-approved salary ranges as shown in the attached pay tables.

[Remainder of page left blank intentionally]

NOW, THEREFORE, THE CITY COUNCIL OF THE CITY OF SOUTH GATE DOES HEREBY RESOLVE AS FOLLOWS:

SECTION 1. The City Council hereby approves and adopts the South Gate Professional and Mid-Management Association Pay Table, effective November 26, 2017, attached hereto as Exhibit "A."


SECTION 2. The City Council hereby approves and adopts the South Gate Professional and Mid-Management Association Pay Table, effective June 24, 2018, attached hereto as Exhibit "B."

SECTION 3. The City Council hereby approves and adopts the South Gate Professional and Mid-Management Association Pay Table, effective June 23, 2019, attached hereto as Exhibit "C."

SECTION 4. The City Clerk shall certify to the adoption of this Resolution which shall be effective upon its adoption.


PASSED, APPROVED and ADOPTED this 12th of December, 2017.

CITY OF SOUTH GATE:



Maria Davila, Mayor

ATTEST:



Carmen Avalos, City Clerk

(SEAL)

APPROVED AS TO FORM:



Raul F. Salinas, City Attorney

Salary Pay Table
South Gate Professional and Mid-Management Employees
Effective 11-26-2017
3.5% Salary Increase

Exempt Classifications		Step A	Step B	Step C	Step D	Step E
609	RECREATION SUPERVISOR	5,279	5,543	5,820	6,111	6,417
613	CUSTOMER SERVICE SUPERVISOR	5,585	5,864	6,157	6,465	6,788
615	CODE ENFORCEMENT SUPERVISOR	5,677	5,961	6,259	6,572	6,901
621	SENIOR ACCOUNTANT	6,373	6,692	7,026	7,378	7,746
623	SENIOR PLANNER	6,560	6,888	7,233	7,595	7,974
626	EQUIP. MAINTENANCE SUPERINTENDENT	6,845	7,188	7,547	7,924	8,321
629	ELECTRIC & GEN MAINT SUPERINTENDENT	7,737	8,124	8,530	8,957	9,404
629	STREET & SEWER SUPERINTENDENT	7,737	8,124	8,530	8,957	9,404
630	WATER DIVISION MANAGER	8,676	9,110	9,565	10,043	10,546
631	SENIOR CIVIL ENGINEER	8,519	8,945	9,393	9,862	10,355

Non-Exempt Classifications		Step A	Step B	Step C	Step D	Step E
601	ADMINISTRATIVE ASSISTANT	4,485	4,709	4,944	5,192	5,451
601	ASSISTANT PLANNER	4,485	4,709	4,944	5,192	5,451
601	MANAGEMENT ASSISTANT	4,485	4,709	4,944	5,192	5,451
606	HOUSING & GRANTS ANALYST	4,760	4,998	5,247	5,510	5,785
610	MANAGEMENT ANALYST	5,350	5,618	5,899	6,194	6,504
610	ADMINISTRATIVE ANALYST	5,350	5,618	5,899	6,194	6,504
610	ADMINISTRATIVE SERVICES COORDINATOR	5,350	5,618	5,899	6,194	6,504
610	BUDGET & PAYROLL ANALYST	5,350	5,618	5,899	6,194	6,504
611	TRAINING SPECIALIST	5,377	5,646	5,928	6,225	6,536
612	CRIME ANALYST	5,416	5,686	5,971	6,269	6,583
613	PURCHASING SUPERVISOR	5,585	5,864	6,157	6,465	6,788
615	ASSISTANT ENGINEER	5,677	5,961	6,259	6,572	6,901
619	SENIOR ADMINISTRATIVE ANALYST	6,190	6,500	6,825	7,166	7,524
622	ASSOCIATE ENGINEER	6,512	6,838	7,179	7,538	7,915
624	TECHNICAL SERVICES MANAGER	6,626	6,957	7,305	7,671	8,054
625	INFORMATION SYSTEMS ADMINISTRATOR	6,626	6,957	7,305	7,671	8,054
632	FAMILY VIOLENCE PROGRAM COORDINATOR	6,066	6,369	6,688	7,022	7,373
850	POLICE SECRETARY (CONF)	4,618	4,849	5,091	5,346	5,613
851	EXECUTIVE ASSISTANT TO CITY ATTY (CONF)	5,505	5,781	6,070	6,373	6,692
851	EXECUTIVE ASSISTANT (CONF)	5,505	5,781	6,070	6,373	6,692
851	EXECUTIVE ASSISTANT TO CITY MGR (CONF)	5,505	5,781	6,070	6,373	6,692

Exempt Classification (Pending Further Analysis)		Step A	Step B	Step C	Step D	Step E
602	ECONOMIC DEVELOPMENT SPECIALIST	4,594	4,824	5,065	5,319	5,585
614	ACCOUNTANT	5,641	5,923	6,220	6,531	6,857
617	POLICE RECORDS MANAGER	6,072	6,376	6,695	7,029	7,381
623	SENIOR ECONOMIC DEVELOPMENT SPECIALIST	6,560	6,888	7,233	7,595	7,974
628	SENIOR ENGINEER	7,482	7,856	8,248	8,661	9,094
631	SENIOR TRAFFIC ENGINEER	8,519	8,945	9,393	9,862	10,355

Salary Pay Table
South Gate Professional and Mid-Management Employees
Effective 06-24-2018
3.5% Salary Increase

Exempt Classifications		Step A	Step B	Step C	Step D	Step E
609	RECREATION SUPERVISOR	5,464	5,737	6,024	6,325	6,642
613	CUSTOMER SERVICE SUPERVISOR	5,780	6,069	6,373	6,691	7,026
615	CODE ENFORCEMENT SUPERVISOR	5,876	6,170	6,478	6,802	7,142
621	SENIOR ACCOUNTANT	6,596	6,926	7,272	7,636	8,018
623	SENIOR PLANNER	6,790	7,130	7,486	7,860	8,253
626	EQUIP. MAINTENANCE SUPERINTENDENT	7,085	7,439	7,811	8,202	8,612
629	ELECTRIC & GEN MAINT SUPERINTENDENT	8,008	8,408	8,829	9,270	9,734
629	STREET & SEWER SUPERINTENDENT	8,008	8,408	8,829	9,270	9,734
630	WATER DIVISION MANAGER	8,979	9,428	9,900	10,395	10,915
631	SENIOR CIVIL ENGINEER	8,818	9,258	9,721	10,207	10,718

Non-Exempt Classifications		Step A	Step B	Step C	Step D	Step E
601	ADMINISTRATIVE ASSISTANT	4,642	4,874	5,117	5,373	5,642
601	ASSISTANT PLANNER	4,642	4,874	5,117	5,373	5,642
601	MANAGEMENT ASSISTANT	4,642	4,874	5,117	5,373	5,642
606	HOUSING & GRANTS ANALYST	4,926	5,172	5,431	5,703	5,988
610	MANAGEMENT ANALYST	5,538	5,815	6,105	6,411	6,731
610	ADMINISTRATIVE ANALYST	5,538	5,815	6,105	6,411	6,731
610	ADMINISTRATIVE SERVICES COORDINATOR	5,538	5,815	6,105	6,411	6,731
610	BUDGET & PAYROLL ANALYST	5,538	5,815	6,105	6,411	6,731
611	TRAINING SPECIALIST	5,565	5,844	6,136	6,443	6,765
612	CRIME ANALYST	5,605	5,885	6,180	6,489	6,813
613	PURCHASING SUPERVISOR	5,780	6,069	6,373	6,691	7,026
615	ASSISTANT ENGINEER	5,876	6,170	6,478	6,802	7,142
619	SENIOR ADMINISTRATIVE ANALYST	6,407	6,727	7,064	7,417	7,788
622	ASSOCIATE ENGINEER	6,740	7,077	7,431	7,802	8,192
624	TECHNICAL SERVICES MANAGER	6,858	7,201	7,561	7,939	8,336
625	INFORMATION SYSTEMS ADMINISTRATOR	6,858	7,201	7,561	7,939	8,336
632	FAMILY VIOLENCE PROGRAM COORDINATOR	6,278	6,592	6,922	7,268	7,631
850	POLICE SECRETARY (CONF)	4,779	5,018	5,269	5,533	5,809
851	EXECUTIVE ASSISTANT TO CITY ATTY (CONF)	5,698	5,983	6,282	6,596	6,926
851	EXECUTIVE ASSISTANT (CONF)	5,698	5,983	6,282	6,596	6,926
851	EXECUTIVE ASSISTANT TO CITY MGR (CONF)	5,698	5,983	6,282	6,596	6,926

Exempt Classification (Pending Further Analysis)		Step A	Step B	Step C	Step D	Step E
602	ECONOMIC DEVELOPMENT SPECIALIST	4,755	4,993	5,243	5,505	5,780
614	ACCOUNTANT	5,839	6,131	6,437	6,759	7,097
617	POLICE RECORDS MANAGER	6,285	6,599	6,929	7,275	7,639
623	SENIOR ECONOMIC DEVELOPMENT SPECIALIST	6,790	7,130	7,486	7,860	8,253
628	SENIOR ENGINEER	7,743	8,131	8,537	8,964	9,412
631	SENIOR TRAFFIC ENGINEER	8,818	9,258	9,721	10,207	10,718

Salary Pay Table
South Gate Professional and Mid-Management Employees
Effective 06-23-2019
3.5% Salary Increase

Exempt Classifications		Step A	Step B	Step C	Step D	Step E
609	RECREATION SUPERVISOR	5,655	5,938	6,235	6,547	6,874
613	CUSTOMER SERVICE SUPERVISOR	5,982	6,282	6,596	6,925	7,272
615	CODE ENFORCEMENT SUPERVISOR	6,082	6,386	6,705	7,040	7,392
621	SENIOR ACCOUNTANT	6,827	7,168	7,527	7,903	8,298
623	SENIOR PLANNER	7,028	7,379	7,748	8,135	8,542
626	EQUIP. MAINTENANCE SUPERINTENDENT	7,333	7,700	8,085	8,489	8,913
629	ELECTRIC & GEN MAINT SUPERINTENDENT	8,288	8,702	9,138	9,594	10,074
629	STREET & SEWER SUPERINTENDENT	8,288	8,702	9,138	9,594	10,074
630	WATER DIVISION MANAGER	9,294	9,758	10,246	10,759	11,297
631	SENIOR CIVIL ENGINEER	9,126	9,583	10,062	10,565	11,093

Non-Exempt Classifications		Step A	Step B	Step C	Step D	Step E
601	ADMINISTRATIVE ASSISTANT	4,804	5,044	5,296	5,561	5,839
601	ASSISTANT PLANNER	4,804	5,044	5,296	5,561	5,839
601	MANAGEMENT ASSISTANT	4,804	5,044	5,296	5,561	5,839
606	HOUSING & GRANTS ANALYST	5,099	5,354	5,621	5,902	6,197
610	MANAGEMENT ANALYST	5,732	6,018	6,319	6,635	6,967
610	ADMINISTRATIVE ANALYST	5,732	6,018	6,319	6,635	6,967
610	ADMINISTRATIVE SERVICES COORDINATOR	5,732	6,018	6,319	6,635	6,967
610	BUDGET & PAYROLL ANALYST	5,732	6,018	6,319	6,635	6,967
611	TRAINING SPECIALIST	5,760	6,048	6,351	6,668	7,002
612	CRIME ANALYST	5,801	6,091	6,396	6,716	7,052
613	PURCHASING SUPERVISOR	5,982	6,282	6,596	6,925	7,272
615	ASSISTANT ENGINEER	6,082	6,386	6,705	7,040	7,392
619	SENIOR ADMINISTRATIVE ANALYST	6,631	6,963	7,311	7,676	8,060
622	ASSOCIATE ENGINEER	6,976	7,325	7,691	8,075	8,479
624	TECHNICAL SERVICES MANAGER	7,098	7,453	7,826	8,217	8,628
625	INFORMATION SYSTEMS ADMINISTRATOR	7,098	7,453	7,826	8,217	8,628
632	FAMILY VIOLENCE PROGRAM COORDINATOR	6,498	6,823	7,164	7,522	7,898
850	POLICE SECRETARY (CONF)	4,947	5,194	5,454	5,726	6,013
851	EXECUTIVE ASSISTANT TO CITY ATTY (CONF)	5,898	6,192	6,502	6,827	7,168
851	EXECUTIVE ASSISTANT (CONF)	5,898	6,192	6,502	6,827	7,168
851	EXECUTIVE ASSISTANT TO CITY MGR (CONF)	5,898	6,192	6,502	6,827	7,168

Exempt Classification (Pending Further Analysis)		Step A	Step B	Step C	Step D	Step E
602	ECONOMIC DEVELOPMENT SPECIALIST	4,922	5,168	5,426	5,698	5,982
614	ACCOUNTANT	6,043	6,345	6,663	6,996	7,346
617	POLICE RECORDS MANAGER	6,505	6,830	7,171	7,530	7,906
623	SENIOR ECONOMIC DEVELOPMENT SPECIALIST	7,028	7,379	7,748	8,135	8,542
628	SENIOR ENGINEER	8,014	8,415	8,836	9,278	9,742
631	SENIOR TRAFFIC ENGINEER	9,126	9,583	10,062	10,565	11,093


RESOLUTION CERTIFICATION PAGE

STATE OF CALIFORNIA)
COUNTY OF LOS ANGELES) **SS**
CITY OF SOUTH GATE)

I, Carmen Avalos, City Clerk of the City of South Gate, California, hereby certify that the whole number of Members of the City Council of said City is five; that Resolution No. 7790 was adopted by the City Council at their Regular Meeting held on December 12, 2017, by the following vote:

Ayes: Council Members: Davila, Bernal, Diaz and Rios
Noes: Council Members: None
Absent: Council Members: Morales
Abstain: Council Members: None

Witness my hand and the seal of said City on December 18, 2017.



Carmen Avalos, City Clerk
City of South Gate, California