


# HOW TO GARDEN IN A *drought*

California is in a drought and that means that we need to be careful with every drop of water that we use, particularly outdoors. Here's a guide to how to help your landscape survive the drought.



## GET EFFICIENT



introduce drip irrigation



invest in a smart controller



water less frequently, but longer and close to plant roots



redirect downspouts to capture rainwater and direct it to garden areas

## PRIORITIZE YOUR LANDSCAPE



**VEGETABLES & FRUITS GET PRIORITY**  
They help feed your family.



**WATER-WISE PLANTS & SHADE TREES**  
Water-wise plants use little or no water once established. Shade trees help keep plants cool and less thirsty.




**THIRSTY PLANTS – LAWN, HIGH-WATER-USE & CONTAINER PLANTS**  
These plants are the lowest on the priority list. If you have to cut back, start here.

## USE MULCH

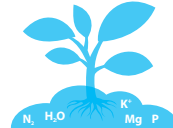
There are many benefits using mulch in your landscape.



**RETAIN MOISTURE**  
Less watering needed and grow healthier plants.



**MODERATES TEMPERATURE**  
Cool soil in the summer and warm soil in the winter.



**DECOMPOSES NUTRIENTS**  
Enrich soil and better soil quality.



**DISCOURAGE WEEDS**  
Keep weeds away and reduce maintenance.

## CAN I PLANT?

Check with your local water agency and if you can water at least two times a week, you can plant water-wise plants and shade trees. This is not the time to install new lawn or thirsty, non-California friendly plants.



## RECYCLE INDOOR WATER OUTDOORS!

Recycle water you are using indoors by capturing what otherwise might go down the drain and use it on plants.



put a bucket in your shower



use cooled cooking water



wash your fruits & veggies over a bucket



keep a pitcher next to the sink and empty water glasses in it

For more tips on reducing water use, visit [saveourH2O.org](http://saveourH2O.org)

FOLLOW US

